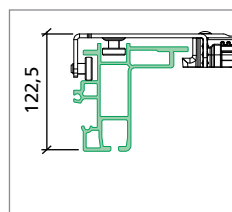
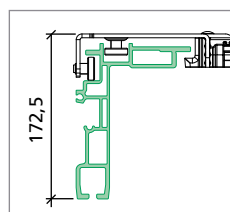
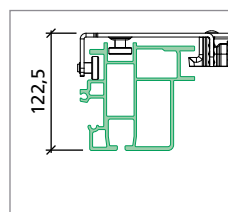
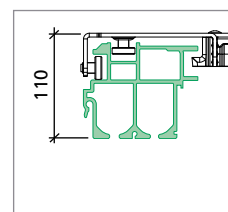
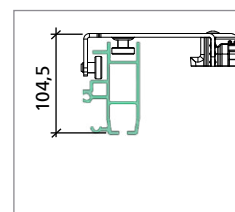


☐ Enquiry ☐ Order

Reference no. (Customer):

Customer no.:		Order address:	
Customer:			
Contact person:		Delivery address:	
Telephone:			
E-mail:		Requested delivery date:	

Edscha TS CS-Hybrid Roof


☐ Profile CS-Hybrid Standard *

☐ Profile CS-Hybrid Volumen *

☐ Profile CS-Hybrid Universal *

☐ Profile CS-Hybrid Universal Classic *

☐ Profile CS-Hybrid Small *
(max. 8,5 m)

* Standard version in accordance with the current product description. Aluminium roof profiles are not included in the scope of delivery.

Basic roof

- ☐ Basic roof CS-Hybrid Standard (one-sided moving)
- ☐ Basic roof CS-Hybrid – Bidirectional moving (B)
- ☐ Basic roof CS-Hybrid Standard Small (one-sided moving)
- ☐ Basic roof CS-Hybrid Small Bidirectional moving (B)

Roof length:

Quantity of roofs
with identical
parameters

Pcs.

Standard body width:

☐ 2550 mm

☐ Optional

special width:

mm

Options

Automatic adjustment mechanism

- ☐ Automatic adjustment mechanism (1 x 1000 N per side) for heavy customer-specific endings
- ☐ Automatic adjustment mechanism with locking, rear

☐ TIR-Kit

Bows

- ☐ Bows with roof pitch (25 mm)
- ☐ DB design (for roof width 2550), reinforced bows **

☐ E-Drive (Attention: longer delivery times!)

Roof reinforcement

- ☐ Roof reinforcement 4-belt system (XL version acc to EN 12642)
- ☐ Roof reinforcement 8-belt system (XL version acc to EN 12642)

☐ Consultation QuickCurtain (eigener Bestellbogen)
Attention: longer delivery times!

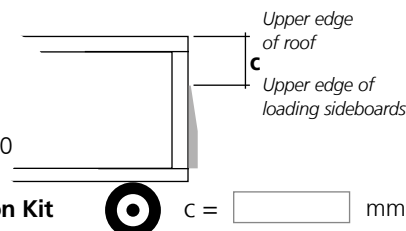
** DB design (suitable for combined transport and checked by Deutsche Bahn) (suitable for EN 283)

Endings

- ☐ **Without endings**
- ☐ **End bow BG without locking assembly** Pcs.
- ☐ **Gantry beam Standard 130 mm cpl.** Pcs.
- ☐ **Gantry beam Standard 190 mm cpl.** Pcs.
- ☐ **Adapter** (Rear end customer specific) including screws and screw nuts
- ☐ **Cable-locking mechanism for clearance on both sides (front wall outside)**

Tailwing

- ☐ TailWing 400-900
- ☐ TailWing 901-1200



Tailwing-Construction Kit

- ☐ TW-Construction Kit 400-900
- ☐ TW-Construction Kit 901-1200



c = mm

Optional accessories

Assembly kits (including clamping strips)

- | | | |
|--------------------------------|--------------------------------|-------------------------------|
| Assembly kit Volume | front <input type="checkbox"/> | rear <input type="checkbox"/> |
| Assembly kit Standard | front <input type="checkbox"/> | rear <input type="checkbox"/> |
| Assembly kit Universal | front <input type="checkbox"/> | rear <input type="checkbox"/> |
| Assembly kit Universal Classic | front <input type="checkbox"/> | rear <input type="checkbox"/> |

Clamping strip kits

- ☐ Clamping strip kit (Standard/Volume/Universal) front
- ☐ Clamping strip kit (Universal Classic) front or rear
- ☐ Clamping strip kit (Standard/Universal) rear
- ☐ Clamping strip kit (Volume) rear

Side tarpaulin roller

- ☐ Tarpaulin Roller with Clip ¹⁾ Pcs.
- ☐ Tarpaulin Roller without Clip ¹⁾ Pcs.
- ☐ Side tarpaulin roller SPR-4 ¹⁾ Pcs.
- ☐ Tarpaulin deflector plate (kit) ¹⁾ Pcs.

- ☐ Side Tarpaulin Roller (1) (Universal Classic) ²⁾ Pcs.
- ☐ Belt Roller (Universal Classic) ²⁾ Pcs.
- ☐ Side Tarpaulin Roller (2) (Universal Classic) ²⁾ Pcs.

¹⁾ Not suitable for Universal Classic
²⁾ Only suitable for Universal Classic

Stanchion roller carrier

- ☐ Stanchion roller carrier CS 125 / CS 175 ¹⁾ Pcs.
- ☐ Stanchion roller carriage rotatable (b) ²⁾ Pcs.
- ☐ Stanchion roller carrier (to be used with curtain roller 40 38 031 360 only) (c) ²⁾ Pcs.

- ☐ Roller with flap (d) ²⁾ Pcs.
- ☐ Stanchion roller carrier (e) ²⁾ Pcs.
- ☐ Stanchion roller carrier (f) ²⁾ Pcs.
- ☐ Stanchion roller carrier (g) ²⁾ Pcs.

PVC pelmet

Standard/Universal

- ☐ grey ☐ black

Roll

13700 x 125 mm Pcs.

18500 x 125 mm Pcs.

Volume

- ☐ grey ☐ black

Roll

13700 x 110 mm Pcs.

18500 x 110 mm Pcs.

Universal Classic

- ☐ grey ☐ black

Roll

14000 x 120 mm Pcs.

33000 x 120 mm Pcs.

Meter

33000 x 120 mm m

Roof tarpaulin PP, recyclable (Attention: longer delivery times!)

- ☐ till 4,5 x 2,55 m
- ☐ till 6,5 x 2,55 m
- ☐ till 7,5 x 2,55 m
- ☐ till 8,5 x 2,55 m
- ☐ till 10,5 x 2,55 m